

# Large Print Guide

## **We Get to Choose our Families**

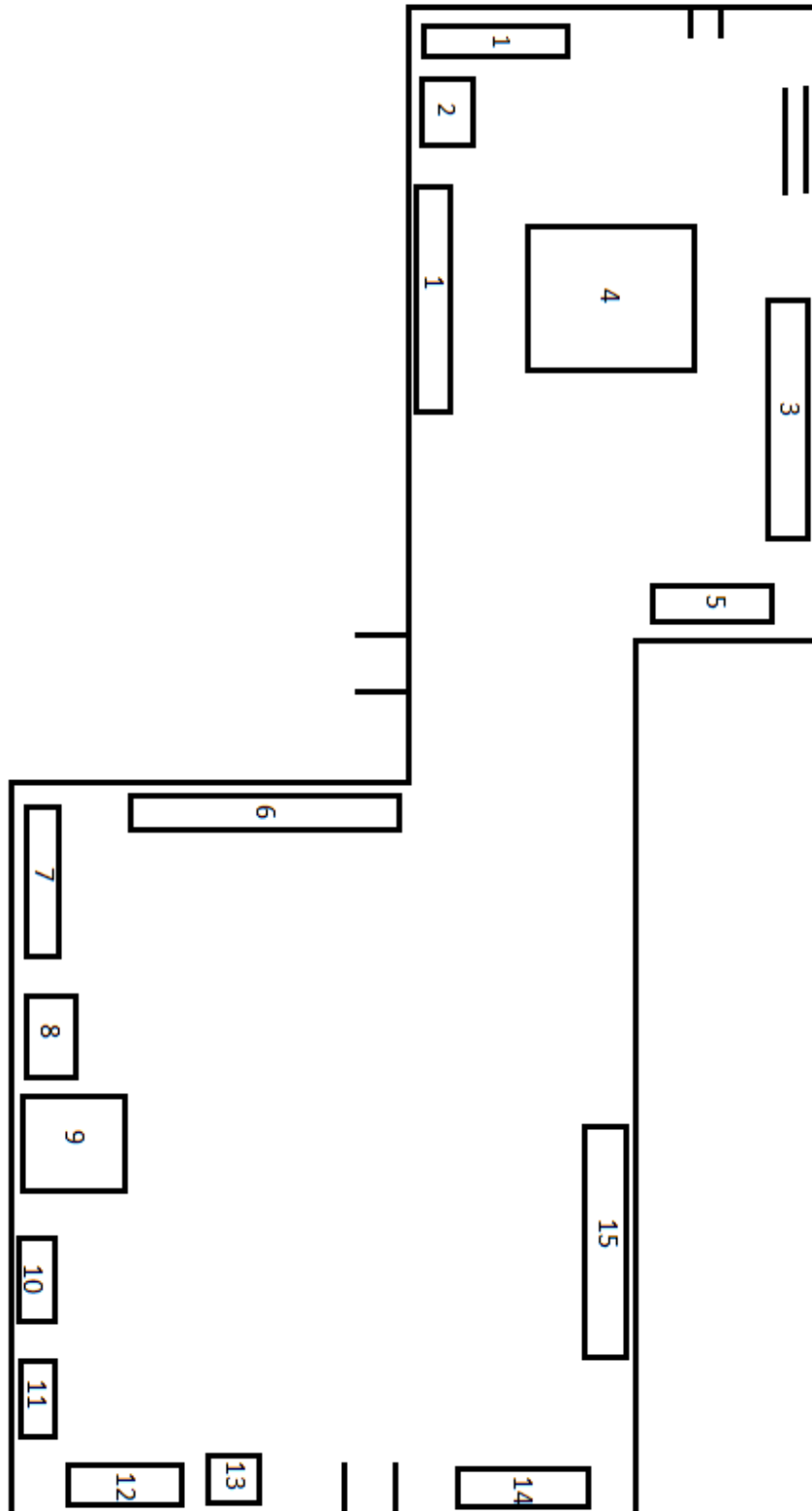
20 May - 7 August 2022



Galleries 5 & 6

Continues on next page

## GALLERIES 5 & 6 - FLOOR PLAN



Continues on next page

These artwork captions start with the interpretation panel in Galleries 5 & 6, and are followed by the labels as marked in this floorplan.

## **Introduction**

Many people from LGBTQAI+ communities will identify as being both the receiver and the bearer of the sentiment: 'we get to choose our families'. It is often used to soothe the pain of those who have been othered by their family of origin or by society because of their identity or sexuality.

Continues on next page

'We get to choose our families' is also a rallying cry to keep open minds and hearts – to celebrate the importance of friendship, of those around us who provide support, of those who care for us and for others, and of love between people in whatever form it may take.

It is also a reminder that, like gender, the contemporary western definition of a family is a construct.

While education and political activism around the rights of LGBTQAI+ people have paved the way for greater 'acceptance' and 'tolerance', these words still speak to assimilation rather than celebration of difference.

Continues on next page

Many LGBTQAI+ people – particularly those who are trans and non-binary, and even more so those who are BIPOC and trans – currently have their day-to-day lives affected by fear of abuse, violence, transphobia and racism.

This exhibition was curated by trans and non-binary curators. It aims to reflect the idea of a chosen family by bringing together artworks, archive materials and objects from different backgrounds, experiences and origins to offer opportunities for dialogue, engagement and reflection.

Continues on next page

We are delighted to host archive materials from the Museum of Transology, artworks from the Christen Sveaas Art Foundation and contributions from independent artists and makers.

Curated in collaboration by Pacheanne Anderson, Helen Davison, E-J Scott and Ansh Meeta.

With thanks to: Museum of Transology, Bishopsgate Institute, Christen Sveaas Art Foundation, Cosmic Constructions and Portugal Prints.

Continues on next page

## List of works

### 1. Quilted Trans

Flags/Non Binary flag

Quilts made of old  
clothes and fabric

Helen Davidson 2022



Continues on next page

## 2. Cosmic Constructions

Upside-down

Branches, 2022

Sandblasted trees/  
scaffold poles



## 3. Protest Wall

Museum of Transology



Continues on next page



The mounted placards  
on this wall have been  
donated to the  
Museum of Transology  
by protesters at Black  
Lives Matter and Ban  
Trans Conversion  
Therapy protests

Continues on next page

#### 4. Badge Making Table

Make your own badge!

Step 1. Place a metal tin shell badge disk in the left mould so the raised edge sits down into the dip. Place your cut of circular paper on top of the tin shell metal badge disk and then place a piece of the circular plastic film on top of the paper.



Continues on next page

Step 2. Place a plastic badge in the right mould, pin facing down.

Step 3. Line the left mould up with the top mould. Turn the top mould clockwise. Press the handle down hard.

Step 4. Line the right mould up with the top mould. Turn the top mould anti-clockwise. Press the handle down hard.

Continues on next page

Step 5. Badge!!! You can  
place your badge on one of  
the quilted flags on the wall  
or take it home with you.

Continues on next page

## 5. Cassils

103 Shots, 2016

Video (shot on location  
at Pride Dolores Park,  
San Francisco, CA);

run time: 2:35

minutes

Courtesy of the artist



Continues on next page


## 6. Museum of Transology

Each object donated to the Museum of Transology has a brown swing tag attached to it, with a hand-written message explaining its significance to the owner.



### **Vitrines:**

MoT/33 - Striped boxers



Continues on next page

MoT/42 - School clip

on tie

Shape Rectangle



Continues on next page

MoT/54 - Blue and  
orange crocodile dog  
toy



MoT/72 - Gold  
handbag



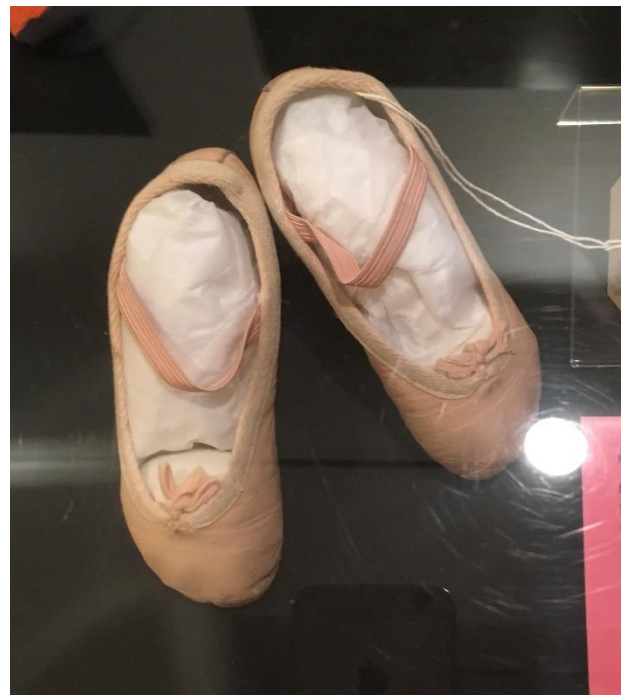
Continues on next page



## MoT/93 - Orange and navy socks



## MoT/97 – Ballet shoes



Continues on next page

MoT/131 - Fiddle toy

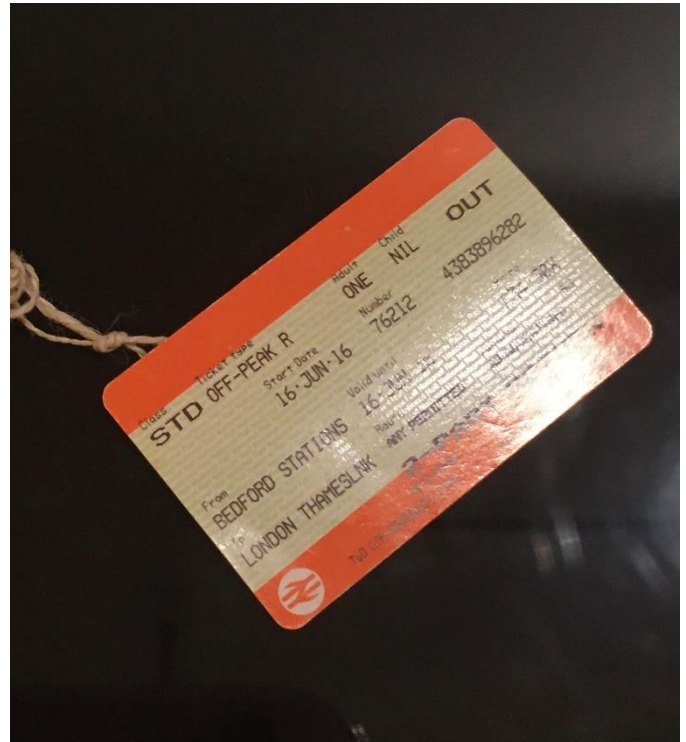


MoT/130 - Hand-embroidered sampler




Continues on next page

MoT/147 -Train ticket  
to London



MoT/161 - Silent  
Movie Red Lipstick



Continues on next page

MoT/3 - 'It's a Boy'  
balloon



Continues on next page

## 7. Francesca Woodman

Untitled, MacDowell

Colony, Peterborough,

New Hampshire, 1980

Estate gelatin silver  
print




Christen Sveaas Art  
Foundation

## 8. Bernice Mulenga

Chloe

V, 2021



Continues on next page



9. Rachael House

YOU ARE SAFE HERE,  
2022

Tile Panel

Courtesy of the artist



10. Bernice Mulenga

Of The Night, 2021

Courtesy of the artist



Continues on next page

11. Vibeke Tandberg

Untitled (#3 Version  
3), 2009

Photo collage

Christen Sveaas Art  
Foundation



12. Ansh Meeta,

Test Piece, 2018

Courtesy of the artist



Continues on next page

## 13. Bog

Battle Vest, 2022



## 14. Candida Höfer

Kupferstich Kabinett

Dresden X, 2002

C-Print

Christen Sveaas Art

Foundation



Continues on next page



## 15. Matthew Barney

Cremaster 5: Her

Giant, 1997

Colour coupler print in  
acrylic frame

Christen Sveaas Art  
Foundation



Continues on next page

**End of Document**

Continues on next page